

MC-2005T

MANUFACTURER
Asahi Denka Kogyo K.K. Tokyo, Japan
IMPORTED BY:
Mitsubishi International Corporation
LOCAL REPRESENTATIVE:



FOR ADDITIONAL INFORMATION:
JLM ASSOCIATES (800) 999-3959

PRODUCT DESCRIPTION:

SIZE: 20mm X 05mm - 0.78" X 0.20"

PACKAGING INFORMATION: 330 feet/case:28.6 lbs/case

Hardness 30 (ASTM D2240)

Tensile Strength 100 psi (ASTM D412)

Elongation (%) 500 % (ASTM D412)

Volume Exp. Coefficient : 1.9

Vulcanization No

(Tested by press sheet of MC compound)

GENERAL DESCRIPTION

Adeka Ultra Seal MC-2005T is a chemically modified natural rubber product. The patented process chemically binds a hydrophilic agent to the rubber. This permits the seal to undergo controlled expansion when in the presence of moisture. This expansion capability provides a "double locking" waterstop. One from rubbers's natural resilience and one from expansion. Any void, within the limits of the product's volume expansion coefficient, will be filled by the expansion of the seal when it is hydrated. MC-2005T is manufactured with an adhesive backing for ease of installation.

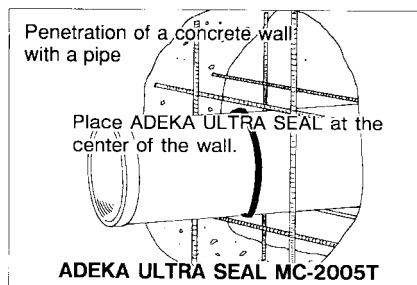
Expansion occurs in three dimensions: width, height, and length and will follow the direction of least resistance. Therefore it is important to have waterstop completely encapsulated. MC-2005T requires a minimum of 3.25 ~ 4 inches of concrete coverage. See MC coverage chart for complete information.

MC-2005T has excellent durability and resistance to chemical contaminants. It can perform in a wide range of solutions such as sea water or cement water. The material does not contain any toxic substance or heavy metals and is environmentally safe.

BASIC USE

Used in piping penetrations when the pipe diameter does not exceed 24 inches. It can be used for new construction or for piping penetrations through existing concrete walls. Also used around H-Beams to prevent water intrusion..

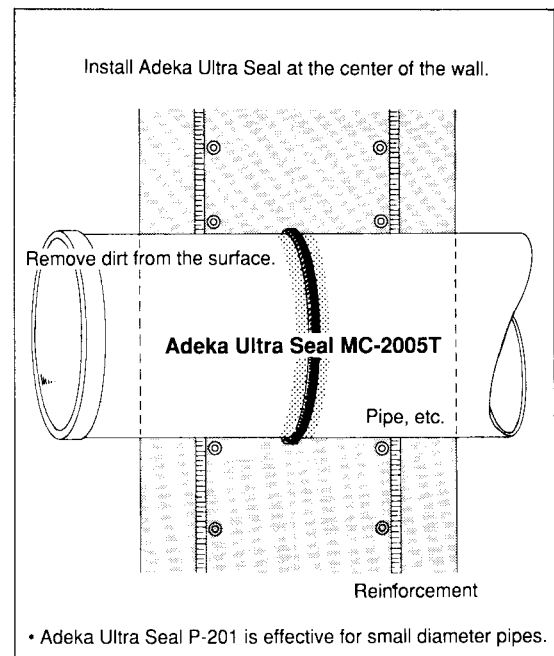
Excellent for piping penetrations when the pipe diameter is less than 24 inches.



PIPE PENETRATION (New Construction)

If the pipe diameter is over 24 inches use MC-2010M.

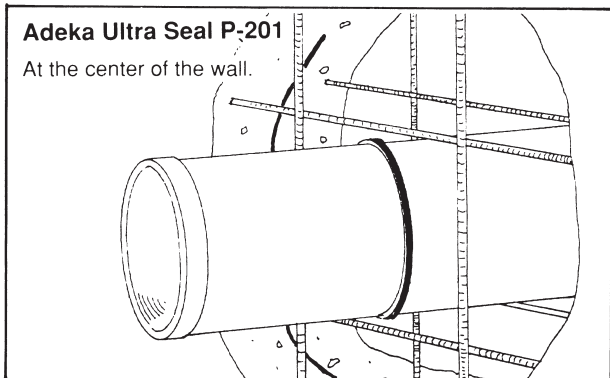
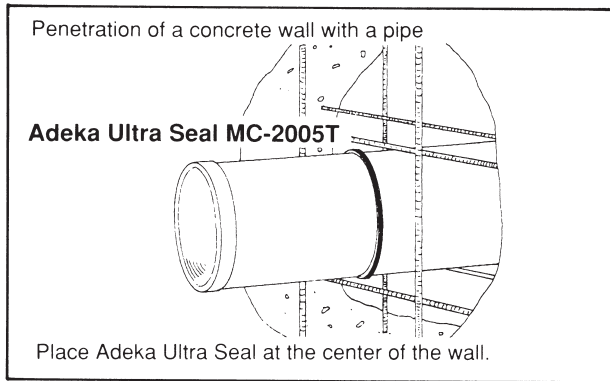
Install MC-2005T on the pipe at the position where it will be at the center of the wall. Clean the surface of the pipe and remove any dirt or debris. Apply adhesive, 3M-2141 bonding agent, approximately 6 ounces per square foot coverage, to the area where the MC-2005T will be place. Allow to set approximately 15 minutes or until tacky. Remove the release paper and press the MC-2005T firmly into place. Overlap ends a minimum of 2 inches when joining.



NEW CONSTRUCTION PIPE PENETRATION

PIPE PENETRATION (Existing Construction)

Apply a bead, approximately 1/4 inches by 3/4 inches, of Adeka Ultra Seal P-201 to the center of the existing wall. Follow the above instructions for installing the MC-2005T to the pipe.

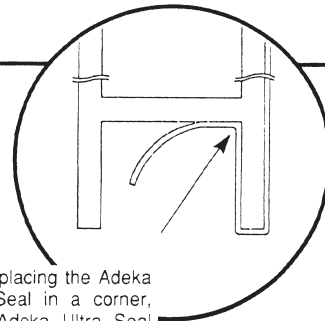
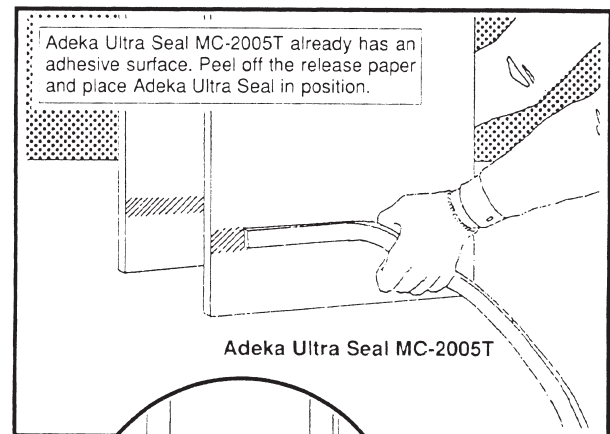


H-BEAM INSTALLATION

Thoroughly clean the surface of the H-Beam in the area where the water-stop is to be placed. Remove any dirt or rust. Apply the adhesive to the cleaned area of the H-Beam and allow to set until tacky. Remove the release paper from the MC-2005T and press it into position. Overlap the ends a minimum of 2 inches.

CAUTION

Do not allow any gaps between the surface of the H-Beam and the water-stop.



When placing the Adeka Ultra Seal in a corner, force Adeka Ultra Seal into the corner. Force MC-2005T in by using pressure at the corners.

When there is a bump, pull Adeka Ultra Seal a little for better adhesion.

PRECAUTIONS IN USE:

MC-2005T has good resistance to a number of chemical contaminants. However some chemicals in higher concentrations, may affect the performance of MC-2005T. Consult your Adeka representatives concerning any unusual chemical contaminants.

Technical assistance is available through the manufacturer and representatives of Adeka Ultra Seal. Contact your local representative before use any unusual applications.